



FAMILY
LifeGroup

Sunday 8 November 2020

HIS STORY.....YOUR LIFE
His Presence



CHALLENGE

Last session we asked you to try and remember a Bible verse. See who can remember it.

**Then Jesus said to her, "Your sins are forgiven."
Luke 7:47-48**



EXPLORATION

This week we continue our new series, His Story...Your Life. This week's story is about a woman who wanted to bless Jesus, but Jesus turned it all around and blessed her!!

Click [here](#) to find out what happened!



VERSE

Luke 24:13-35

Now that same day two of them were going to a village called Emmaus, about seven miles^[a] from Jerusalem. They were talking with each other about everything that had happened. As they talked and discussed these things with each other, Jesus himself came up and walked along with them; but they were kept from recognizing him. He asked them, "What are you discussing together as you walk along?" They stood still, their faces downcast. One of them, named Cleopas, asked him, "Are you the only one visiting Jerusalem who does not know the things that have happened there in these days?" "What things?" he asked. "About Jesus of Nazareth," they replied. "He was a prophet, powerful in word and deed before God and all the people. The chief priests and our rulers handed him over to be sentenced to death, and they crucified him; but we had hoped that he was the one who was going to redeem Israel. And what is more, it is the third day since all this took place. In addition, some of our women amazed us. They went to the tomb early this morning but didn't find his body. They came and told us that they had seen a vision of angels, who said he was alive. Then some of our companions went to the tomb and found it just as the women had said, but they did not see Jesus." He said to them, "How foolish you are, and how slow to believe all that the prophets have spoken! Did not the Messiah have to suffer these things and then enter his glory?" And beginning with Moses and all the Prophets, he explained to them what was said in all the Scriptures concerning himself. As they approached the village to which they were going, Jesus continued on as if he were going farther. But they urged him strongly, "Stay with us, for it is nearly evening; the day is almost over." So he went in to stay with them.

When he was at the table with them, he took bread, gave thanks, broke it and began to give it to them. Then their eyes were opened and they recognized him, and he disappeared from their sight. They asked each other, "Were not our hearts burning within us while he talked with us on the road and opened

the Scriptures to us?" They got up and returned at once to Jerusalem. There they found the Eleven and those with them, assembled together and saying, "It is true! The Lord has risen and has appeared to Simon." Then the two told what had happened on the way, and how Jesus was recognized by them when he broke the bread.



MAIN THOUGHT

Jesus is with us every day!! He also comes to us through His gift of Holy Communion, Jesus body and blood given to us in bread and wine. We can call out to Jesus when we need help, or we are excited about something! He is always with us!



DISCUSSION

These are to guide the general conversation.

1. What is best present you have ever received?
2. When your best friend come over what do you like to do with them?
3. When you are having a bad day who do you like to talk to?
4. How does knowing Jesus is always with you make you feel?



ACTIVITIES

CRAFT ACTIVITY

JESUS ON THE ROAD TO EMMAUS

Jesus met the men on the road to Emmaus and spent time with them. They didn't recognise him though, because the Holy Spirit was stopping their eyes from truly seeing. When Jesus broke bread with them their eyes were opened. Jesus walks with us through life. The Holy Spirit opens our eyes to see who Jesus is and how He is working in our lives each day.

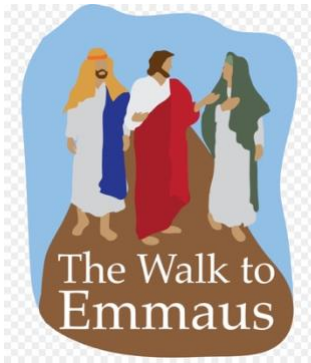
You Will Need:

- Road to Emmaus sheet (printed)
- Paddle pop stick
- Scissors
- Craft knife (optional)
- Glue or sticky tape
- Crayons, textas or pencils

Colour in the 2 pictures on the hand out. Cut out the two pieces. Cut along the straight line of the 'road' picture. You can do this with a craft knife, or fold the line in half and cut it with your scissors. Stick the paddle pop stick at the bottom of the 'people' picture. Thread the stick through the slit you made in the 'road' picture. Now you can make the men and Jesus 'walk' along the road to Emmaus.



ACTIVE ACTIVITY



JESUS WITH US

The men walked and talked with Jesus and He explained to them that He was the Messiah they had been waiting for. When we are busy and have a lot of 'noise' in our lives it can be difficult to hear Jesus. Take some time to stop, be still and quiet and let Him speak to you through the story of the walk to Emmaus.

You Will Need:

- Walk to Emmaus sheet (printed)
- Pencil

Fill in the spaces of the recount of the walk to Emmaus. Spend some time be still and quiet and think about what you would like to talk to Jesus about, and what you hope He would say to you. He is right there with you!!



PRAYER

Jesus, thank you that you are always with us. Help us to remember we can call out to you for help, or share our exciting news with you each day. Help us to share your presence with those we meet this week. Amen.



BLESSING

(Name), Christ lives in you. Amen.



CHALLENGE

Try and remember this verse this week. Perhaps you and your family might like to make up some actions to help, or even a song? It's a big one this week!!

**Then their eyes were opened and they recognized him.
Luke 24:31**

COMMUNITY CONNECTION


We would love to see how you and your family are growing faith in your home.

Why not set up a mini 'Table' for the kids like we have been using at LifeWay? It can be as simple as paper and pencils, scissors and glue and Lego or Play dough. They can then make something while you watch the Live Stream as a family.

If you are happy to share photos or videos of what you have been doing please send them to Elise von Stanke elise.vonstanke@lifeway.net.au and we will share these with our community through Facebook and Instagram @lifewaylutheranchurch.

We would also love you to join us for KidsWay Live, our Zoom Life Group for our Primary School aged children. Email Elise for more information.

THE LAST PAGE OF THE GUIDE IS THE ACTIVITY FOR KIDSWAY LIVE ON NOVEMBER 15. WE WOULD LOVE YOU TO JOIN US!!!!



© Crafting The Word Of God

On the Road to Emmaus

Use the word bank below to fill in the blanks and learn what happened on the Road to Emmaus. Some words are used more than once.


_____ and his friend were walking on the road to Emmaus.

A _____, whom the disciples didn't recognize, joined them on their journey. The man asked what was wrong and the disciples explained what happened to their Master, _____. The man told the disciples to _____ everything the prophets said and Christ would enter into _____.

When the three men reached _____, the disciples

invited their new friend to have _____ with them. The new friend held a piece of bread, said a _____, broke the bread into pieces, and gave it to the two _____. At that moment, the disciples realized their new friend was actually _____!

Immediately _____ disappeared. The disciples were _____ in themselves for not recognizing the man as Jesus.



WORD BANK

DISCIPLES

CLEOPAS

PRAYER

EMMAUS

MAN


DISAPPOINTED

BELIEVE

JESUS

DINNER

GLORY



© 2020 One Little Project
<https://onelittleproject.com/fish-outlines/>